









Six Steps To Making Your Wish List Come True

-  Send personal invites. Virtual hosting is just like hosting in real life, so you'll want to personally reach out to friends and family to invite them to join the party. Encourage guests to share the event in case their friends want to shop too!
-  Comment and like posts. Welcome guests, stay engaged and if you see something a friend would love let them know by tagging them.
-  Collect 5 extra orders. Keep a catalog in your purse and collect orders from friends, family, and co-workers who are not on Facebook. And don't forget your hairdresser. And Zumba instructor. You get the idea.
-  Earn more products when your friends date a party. Ask your friends who love to party if they'd like to earn their own shopping spree. And, if you know anyone who lives in my area I do really fun home parties too!
-  Show and tell. Post pictures of products you love to let guests know what your favorites are!
-  Send reminders. PM or text friends who RSVP'd "interested" or "going" on the day of the party to remind them where and when to join in for all the fun. Notifications can get easily missed.

Excited to team up with you!

